

# Morningstar Medalist Moderate Portfolio

## Performance Update | As of 31/03/2026

**Risk Level:** Medium  
**Inception:** 3 January 2023  
**Investment Horizon:** 3 Years

**Management Fee:** 0.275%  
**Indirect Costs:** 0.30%

### Investment Strategy

The Portfolio has exposure to a diverse mix of managed investments, which include primarily defensive and some growth assets. Over the long term, the Portfolio aims to have a 70% allocation to defensive assets and a 30% allocation to growth assets.

The portfolios are constructed using managers that achieved a Morningstar Medalist Rating and will seek to optimise the exposure to active and passive management, only using active management where the probability of the medalist universe achieving a reasonable excess return for the asset class is greater than the probability of underperformance.

The Portfolio aims to reduce the probability of a negative return through a high exposure to more defensive assets.

The Portfolio is constructed around an asset allocation based on the strategy's objectives. It is reviewed regularly with the asset allocation, fund selection and portfolio construction assessed against changes in market conditions. The asset allocation, fund selection and blending of managed funds are actively managed with a strong focus on risk.

Fund managers, their funds and the construction of the Portfolio are regularly reviewed for suitability and market conditions.

### Investment Objective

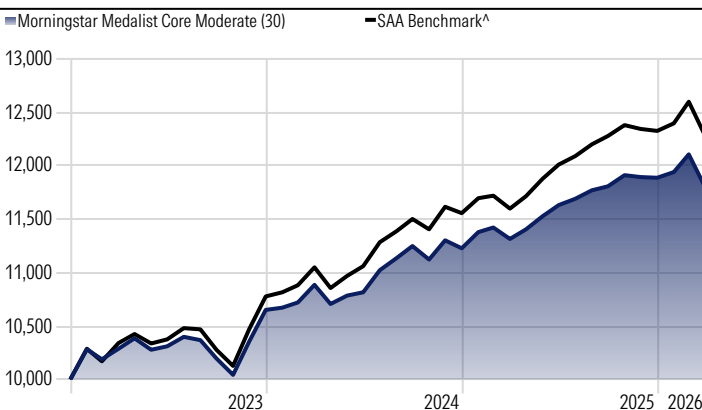
To deliver outperformance of the asset weighted benchmark over rolling 3-year periods after fees.

### Trailing Returns

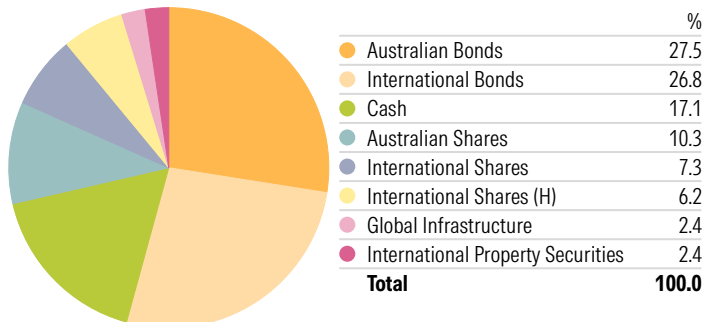
	1mth (%)	3mth (%)	1yr (%)	3yr (% p.a)	5yr (% p.a)	Since Inception (% pa)
Portfolio*	-2.58	-0.79	4.23	4.66	—	5.20
SAA Benchmark <sup>^</sup>	-2.57	-0.41	5.82	5.88	—	6.50
Category Average <sup>^^</sup>	-2.52	-0.88	5.01	5.42	3.44	5.94

**Past performance is not a reliable indicator of future performance.**

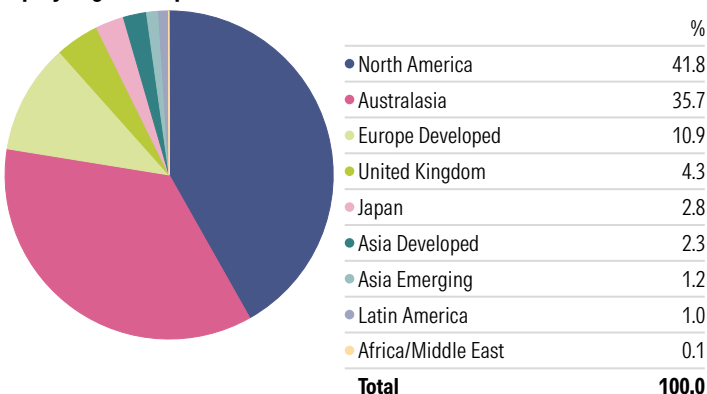
Returns over 12 months are annualised.



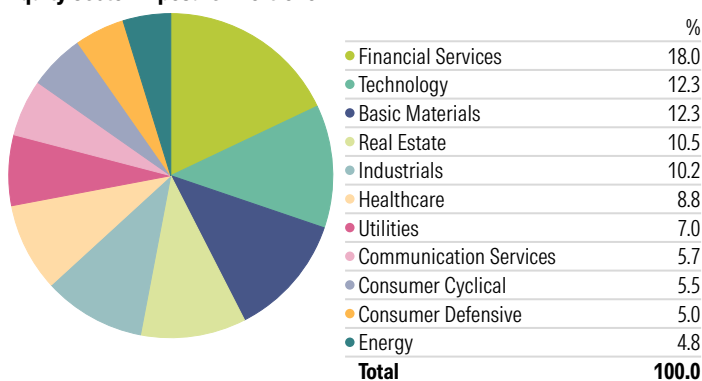
### Asset Allocation



### Equity Regional Exposure - Portfolio

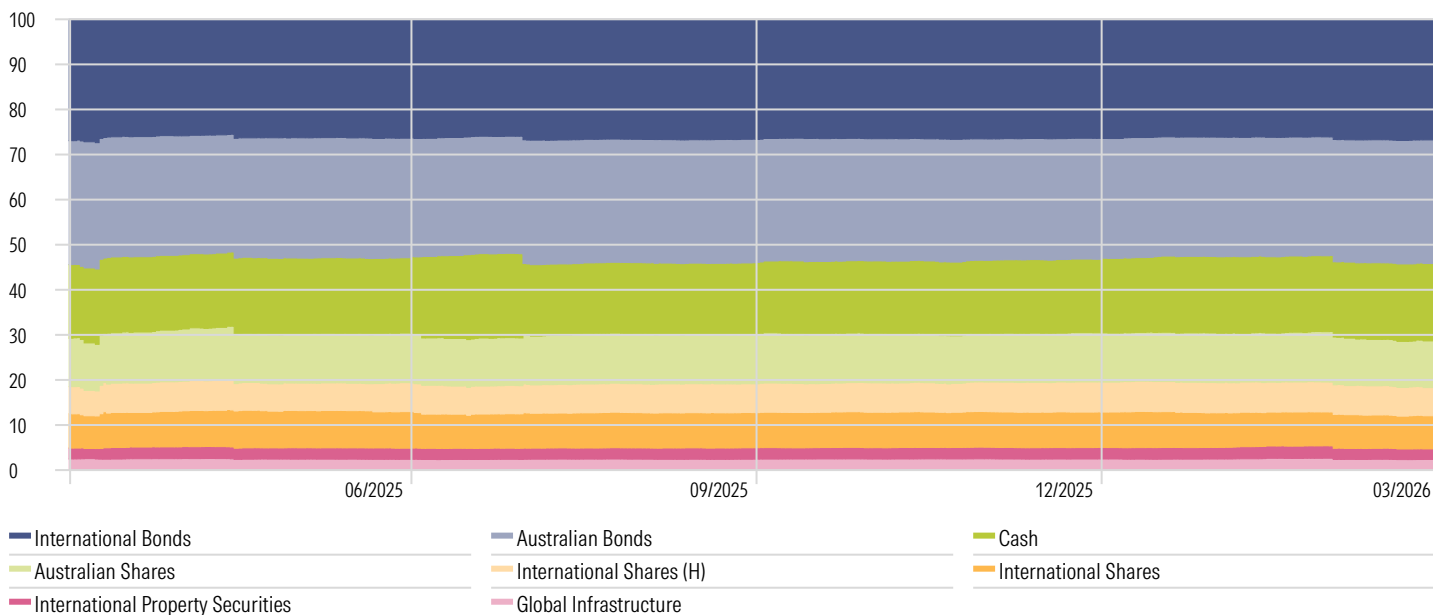


### Equity Sector Exposure - Portfolio



\*Investment performance represents modelled performance only and assumes income received is reinvested. Investment returns are calculated before tax and after management fees which are inclusive of GST. An individual investor's performance will differ from the modelled performance depending on factors such as transaction timing, actual management fees, whether income is paid and any divergence from model portfolio weightings or holdings. The portfolio may include Funds (including Exchange Traded Funds) which charge management fees and these fees are an additional cost (captured within the indirect costs) to individual investors and impact their return. <sup>^</sup>Effective 1 November 2025, the constituent benchmarks used in the construction of the Portfolio's composite benchmark are provided by Morningstar, Inc. Historical benchmark returns up to 1 November 2025 will remain unchanged. Morningstar, Inc., operates Morningstar Indexes, which is a separate business unit to Morningstar Investment Management. Morningstar Investment Management is not involved in the construction, methodology, or maintenance of Morningstar Indexes. <sup>^^</sup> Morningstar Multisector Moderate Category Average.

## Asset Allocation Over Time



## Portfolio Holdings

Holding	Code	Asset Allocation	Portfolio Weighting %	Morningstar Medalist Rating*
Vanguard Australian Fixed Interest ETF	VAF	Australian Bonds	24.4	Gold
iShares Global Bond Index	18200	International Bonds	19.4	Bronze
iShares Core Cash ETF	BILL	Cash	15.2	—
Bentham Global Income Fund	10751	International Bonds	7.4	Silver
Solaris Core Australian Eq Perf Algmt D	19537	Australian Shares	5.5	Gold
Capital Group New Perspective (AU)	40984	International Shares	4.8	Silver
Schroder WS Australian Equity Fund - WC	8847	Australian Shares	4.8	Silver
Life Cycle Global Share H Hdg	46964	International Shares (H)	4.0	Gold
Janus Henderson Tactical Income	17406	Australian Bonds	3.1	Silver
Barrow Hanley Global Share S	44817	International Shares	2.6	Gold
Magellan Core Infrastructure Fund	43992	Global Infrastructure	2.4	Bronze
Resolution Capital Global PrptySecActETF	RCAP	International Property Securities	2.4	Silver
VanEck MSCI Intl Quality (AUD Hdg) ETF	QHAL	International Shares (H)	2.3	Bronze
Australian Dollar	—	Cash	1.9	—

\*The Morningstar Medalist Rating for funds is expressed on a five-tier Medalist scale running from Gold to Negative. The top three ratings of Gold, Silver, and Bronze all indicate that we expect the rated investment vehicle will outperform its peers and the Morningstar Category index over the long term.

Detailed information regarding portfolio holdings are available using Morningstar's Look Through Tool.

<https://morningstarinvestments.com.au/holdings/>

## Benchmark

### Weight

11.00%  
7.70%  
6.30%  
2.50%  
2.50%  
26.00%  
26.00%  
18.00%

### Asset Class

Australian Shares  
International Shares  
International Shares (H)  
International Property Securities  
Global Infrastructure  
Australian Bonds  
International Bonds (H)  
Cash

### Asset Class Benchmark

Morningstar Australia GR AUD  
Morningstar Global xAU NR AUD  
Morningstar Global xAU NR Hdg AUD  
Morningstar Gbl xAU REIT NR Hdg AUD  
Morningstar Gbl Eq Infra Hdg NR AUD  
Morningstar AU Core Bd GR AUD  
Morningstar Gbl Core Bd GR Hdg AUD  
Morningstar AUD 1M Cash GR AUD

\*© 2026 Morningstar, Inc. All rights reserved. Neither Morningstar, its affiliates, nor the content providers guarantee the data or content contained herein to be accurate, complete or timely nor will they have any liability for its use or distribution. Any general advice has been prepared by Morningstar Australasia Pty Ltd (ABN: 95 090 665 544, AFSL: 240892) a subsidiary of Morningstar, Inc, without reference to your objectives, financial situation or needs. For more information refer to our Financial Services Guide (AU) at <https://morningstar.com.au/fsq>. You should consider the advice in light of these matters and if applicable, the relevant Product Disclosure Statement before making any decision to invest. To obtain advice tailored to your situation, contact a professional financial adviser.



# Investment Principles

Our search for quality & value never ends.

Our three investment principles inform every investment decision we make.

## 01

### We champion investors.

We believe that if investors win, we all win.

We are independent minded which allows us to make investment decisions with the focus on helping investors meet their financial goals.

Investment decisions are made with the end investor in mind.

## 02

### We take a fundamental approach.

We believe that fundamental factors, such as the quality of personnel and an investment's future earnings will drive results.

Powerful analytics and models are behind our research and portfolios, giving us the confidence to take a long-term perspective.

We stand firm behind our investment views, even if they are unpopular. This means being willing to ride out market volatility.

## 03

### We believe that price matters.

We anchor on an investment's underlying intrinsic value rather than fleeting news, sentiment or momentum.

Focusing on the difference between price and intrinsic value enables investors to get more than they're paying for.

We also believe controlling costs helps investors build wealth by letting them keep more of what they earn.

This document is issued by Morningstar Investment Management Australia Limited (ABN 54 071 808 501, AFS Licence No. 228986) ('Morningstar'). © Copyright of this document is owned by Morningstar and any related bodies corporate that are involved in the document's creation. As such the document, or any part of it, should not be copied, reproduced, scanned or embodied in any other document or distributed to another party without the prior written consent of Morningstar. The information provided is for general use only. In compiling this document, Morningstar has relied on information and data supplied by third parties including information providers (such as Standard and Poor's, MSCI, Barclays, FTSE). Whilst all reasonable care has been taken to ensure the accuracy of information provided, neither Morningstar nor its third parties accept responsibility for any inaccuracy or for investment decisions or any other actions taken by any person on the basis or context of the information included. Past performance is not a reliable indicator of future performance. Morningstar does not guarantee the performance of any investment or the return of capital. Morningstar warns that (a) Morningstar has not considered any individual person's objectives, financial situation or particular needs, and (b) individuals should seek advice and consider whether the advice is appropriate in light of their goals, objectives and current situation. Refer to our Financial Services Guide (FSG) for more information at [morningstarinvestments.com.au/fsg](http://morningstarinvestments.com.au/fsg). Before making any decision about whether to invest in a financial product, individuals should obtain and consider the disclosure document and the [Target Market Determination \(TMD\)](#).