

Morningstar Multi Asset Real Return Fund

Q3 2018

Quarterly Performance Update

All data and information as at Portfolio Date: 30/09/2018

Inception: 1 February 2017*
Size \$m: 183.9
Unit pricing: Daily
Distributions: Quarterly
Management Costs: Up to 0.76% (effective from 30 September 2018)
Buy/Sell Spread: 0.10%/0.10%
Minimum investment: \$10,000

Management Costs include Morningstar's management fee of 0.70% as well as our reasonable estimate of indirect costs which include performance-related fees charged by underlying managers.

What's the purpose of this fund?

The fund aims to earn a rate of return that exceeds the Consumer Price index by at least 4.0% pa over a rolling 7 year periods.



Past performance is not a reliable indicator of future performance. Returns over 12 months are annualised.

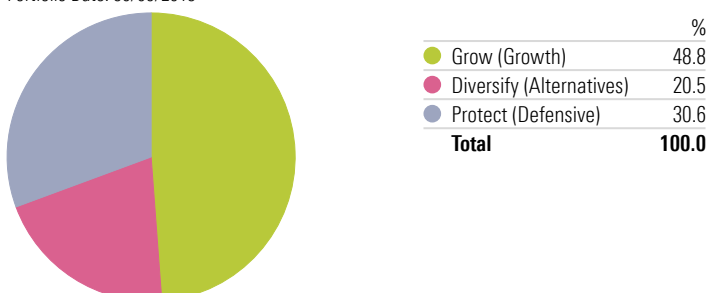
How the investment portfolio has performed

	1yr (%)	3mth (%)	Since inception (% p.a)
Fund (pre-fee)	7.95	2.45	8.19
Fund (post-fee)	7.17	2.26	7.41
CPI + 4.00%	6.08	1.60	5.92

The pre-fee investment performance is expressed before management fees, costs and taxes. The post-fee return is after management fees, costs and before taxes. The management fee is inclusive of GST (after taking into account Reduced Input Tax Credits) and can be negotiated for direct investors. The Fund also has exposure to underlying investment managers which charge performance fees and these are an additional cost to you and impact the return.

Quarter-end Asset Allocation

Portfolio Date: 30/09/2018



* The inception date used is 1 February 2017, the start of the full implementation of the Fund's strategy.

"Investors should favor strategies, managers and approaches that emphasize limiting losses in declines above ensuring full participation in gains. You simply can't have it both ways".

- Howard Marks

Key points:

- The escalation of trade tensions continues to see divergent sentiment toward key share and bond markets, while Brexit and the upward path of U.S. interest rates pose potential challenges for investors looking forward
- Recent weakness in Emerging Market shares and bonds sees them stand out in a world of few opportunities

As we march through 2018, we look back on the continuation of what has been a strong period for equity markets, particularly the U.S. This is perhaps a surprising outcome when you consider how overvalued a number of share and bond markets were at the start of the year, which raised the likelihood of lower future returns. However, periods of strong investment returns in an environment that otherwise looks challenging are not unprecedented. Indeed, expensive assets can become even more so in the short term as sentiment drives markets well beyond what we might rationally expect, and what fundamentals reasonably support.

This can happen in reverse too – i.e. investors become too negative in the face of fear and uncertainty. In fact, what we typically see is that sentiment leads investors to overshoot at both market extremes. They become euphoric in buying those assets that feel good to buy (which usually means that it feels like everyone else is doing it too) ... or they sell, amid overwhelming pessimism, those assets that feel uncomfortable to own (and where it feels lonely to hold the investment). While this is understandable human behaviour, it consistently leads to poorer longer term investment outcomes because investors lose sight of what the asset is truly worth, in their efforts to buy (or sell) to satisfy their emotional needs. It is these poor behavioural decisions by others that we seek to exploit as contrarian investors, buying and selling only when valuations compel us to do so.

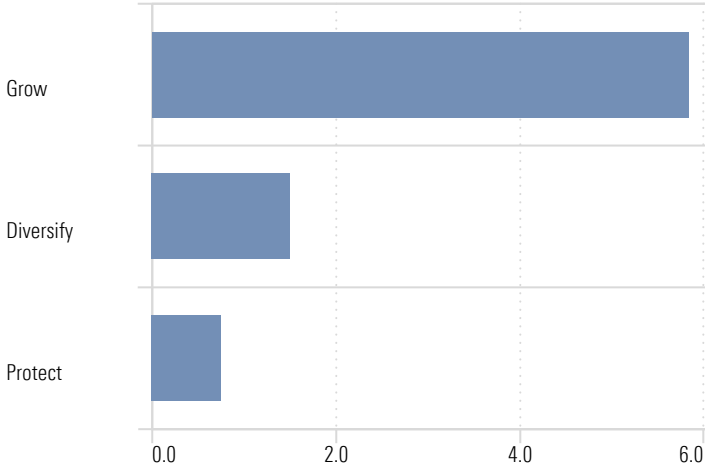
In more recent times, we've seen positive sentiment toward less attractive opportunities like U.S. shares persist, with investors looking to strong corporate earnings, a flourishing U.S. economy and expectations that the U.S. stands to benefit (or lose the least?) from Trump's policies regarding trade. Such an approach appears sensible but, in our view, we think much of this is already in the price and recent price moves have only stretched valuations further, exacerbating our already cautious stance to this market.

By contrast, more attractive assets, such as Emerging Market shares and bonds, have endured significant pressure. Much of this poor sentiment centres on the historical relationship between Emerging Market assets and the U.S. dollar (specifically that a stronger U.S. dollar typically has negative implications for the outlook of most Emerging Market economies). In this respect, many fear that the stronger U.S. dollar, combined with the unfolding economic trouble in Argentina and Turkey (to name a few concerns), may in fact be the start of a broader Emerging Market crisis. While this cannot be discounted, we believe Emerging Market economies and financial systems to be much more resilient than in years gone by, with current valuations compensating investors for this uncertainty, in our view. Similarly, anxiety reigns among investors in U.K. shares, as the U.K. moves toward the finalisation of its divorce from the European Union. Again, while its difficult to know how these negotiations progress, U.K. equity valuations appear favourable on a reward for risk basis.

It remains near impossible to predict the short term movements of markets, given that they can be heavily influenced by investor sentiment, which can, and often does, change rapidly. However, as long term valuation driven investors, we can assess that the risk of loss remains elevated in a number of key asset classes. While these risks have so far failed to materialise into something more significant, we continue to proceed with caution, investing when and where markets are most fairly priced for the risks we currently face.

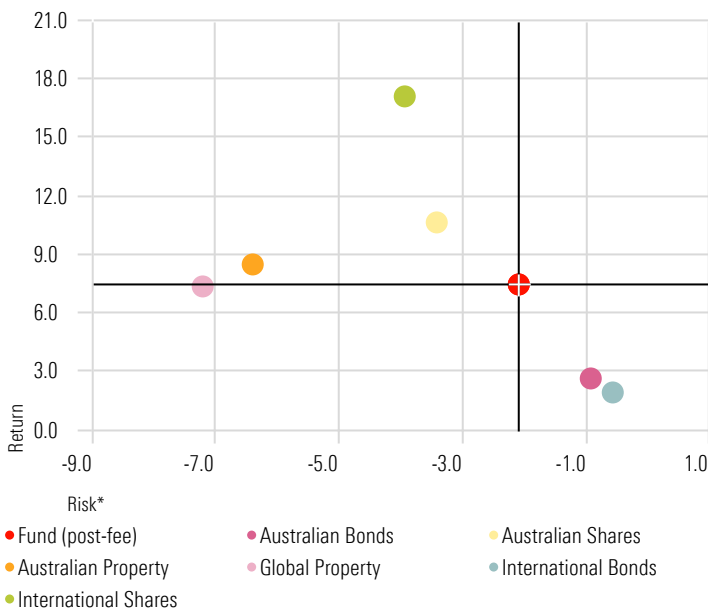
Information about the portfolio's performance

What drove portfolio performance over the past year?



Actual outcomes may differ, as the chart has been prepared using a monthly 'buy and hold' approach

Risk versus reward since inception



*Risk is measured as the maximum loss from a peak to a trough for that investment during the period.

This chart shows how the individual parts of the portfolio contributed to investment performance over the past year.

International shares were the key driver of portfolio performance over the past year.

Japanese shares, Emerging Market shares and select U.K. and European sectors like energy and healthcare have been a key source of positive returns, particularly where those investments have been exposed to the falling Australian dollar. With valuations in U.S. shares generally unattractive, we continue to prefer U.K, Emerging Market and Japanese shares.

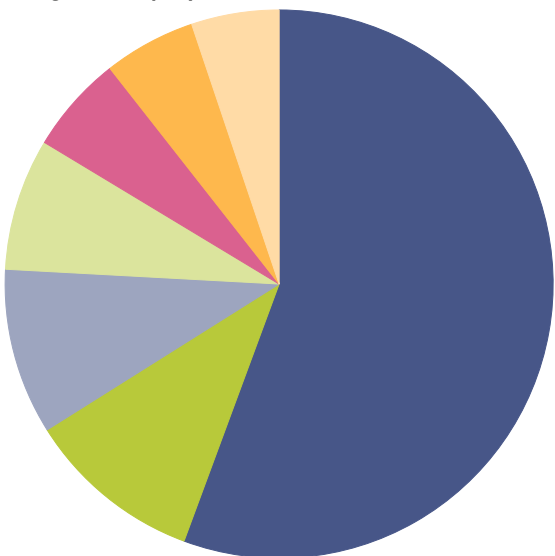
This chart shows how a number of investments have performance on average since full implementation of the Fund's strategy, which occurred on 1 February 2017.

Returns alone are not the full picture. You cannot generate returns without taking on a level of risk. The chart shows the 'riskiness' of each investment relative to its average return.

You want to be as close to the top right corner of the chart as possible, as this indicates high returns achieved with less risk. You would expect cash to be towards the bottom right of the chart, with little to no risk and consequently, low returns.

It's important to note that past performance is not a reliable indicator of future performance and **riskiness of investments may far exceed what has occurred in the past.**

Foreign Currency Exposure %



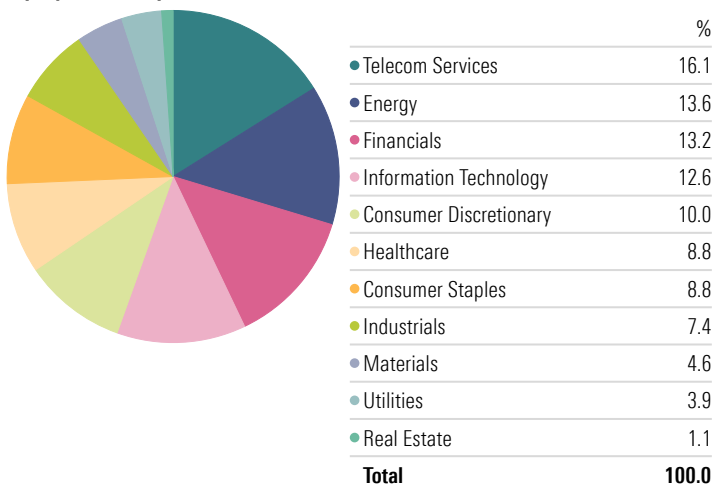
	%
AUD	55.6
Combined EM	10.4
USD	9.8
GBP	7.8
Other DM	5.8
EUR	5.4
JPY	5.2
Total	100.0

Information about what the portfolio is invested in

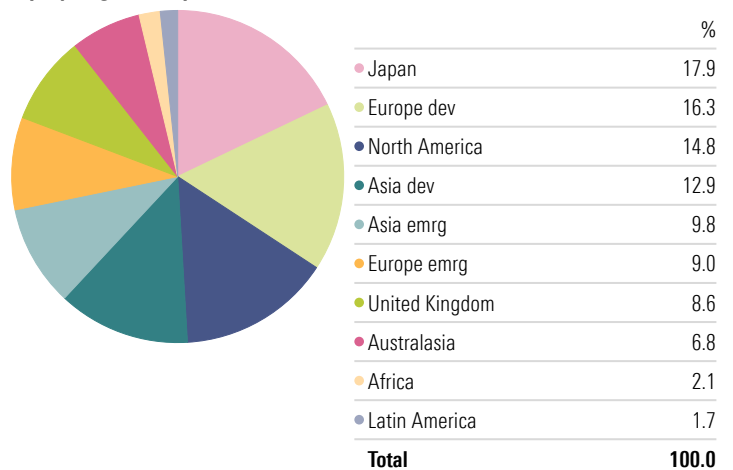
Portfolio Positioning %



Equity Sector Exposure

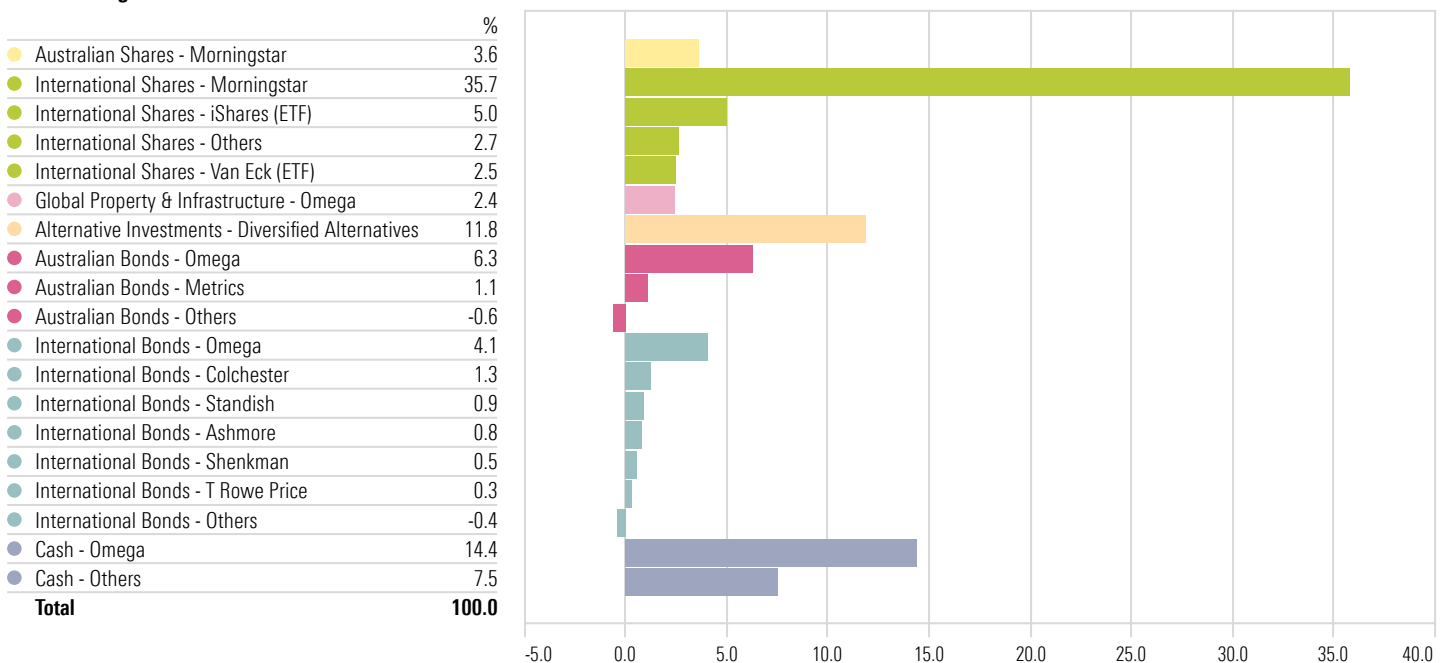


Equity Regional Exposure



Information about who manages the fund

Fund Holdings



* Others can include futures, liquidity and transition cash, other exchange traded funds and direct stocks.

Top equity holdings

Top 20 holdings: 13.30% Other: 86.70%

	Portfolio Weighting %	Country	Sector
Stock	13.30		
PJSC Lukoil ADR	0.92	RUS	Energy
Gazprom PJSC ADR	0.85	RUS	Energy
Mitsubishi UFJ Financial Group Inc	0.83	JPN	Financial Services
Rosneft Oil Co GDR	0.76	RUS	Energy
Tencent Holdings Ltd	0.76	CHN	Technology
Swisscom AG	0.73	CHE	Communication Services
Samsung Electronics Co Ltd	0.70	KOR	Technology
BT Group PLC	0.69	GBR	Communication Services
Taiwan Semiconductor Manufacturing Co Ltd	0.68	TWN	Technology
China Mobile Ltd	0.63	CHN	Communication Services
Royal Dutch Shell PLC B	0.62	GBR	Energy
Vodafone Group PLC	0.61	GBR	Communication Services
Alibaba Group Holding Ltd ADR	0.61	CHN	Consumer Cyclical
NOVATEK PJSC GDR	0.61	RUS	Energy
Telefonica SA	0.61	ESP	Communication Services
Sumitomo Mitsui Financial Group Inc	0.61	JPN	Financial Services
Total SA	0.60	FRA	Energy
BP PLC	0.53	GBR	Energy
Mizuho Financial Group Inc	0.49	JPN	Financial Services
Microsoft Corp	0.47	USA	Technology

Transactions over the quarter

Action	Security/Fund Name	Rationale
Australian Equities		Asset Allocation Change: No Change
International Equities		Asset Allocation Change: Increase
↓	Decreased	Morningstar Emerging Markets
+	Added	iShares Core MSCI Emerging Markets ETF
<p>Emerging Markets have borne the brunt of negative sentiment in recent months as concerns around the impact of trade tariffs as well as country-specific issues, notably in Argentina and Turkey, have led to outflows (and weakness) in these markets. While risks undoubtedly remain, we believe that investors have become overly pessimistic on the outlook for key Emerging Market assets, with current valuations providing an attractive opportunity to increase our weighting to the region. With this, we have trimmed our weighting to the Morningstar Emerging Markets strategy, in favour of an allocation to the broader-based iShares Core MSCI Emerging Markets ETF, which seeks to track the results of an index composed of equities from Emerging Market countries, before fees and expenses.</p>		
↔	No Change	Morningstar European Opportunities
<p>Morningstar's European Opportunities portfolio includes direct holdings in leading European energy, financials, telecom and healthcare companies. Throughout the quarter, we have trimmed our allocation to energy stocks, which have rallied with the soaring oil price. We have, however, added to our investments in European telecoms, including Telefonica, BT, Vodafone, Orange and Swisscom, which continue to appeal. This follows a period of price weakness relating to concerns around revenue trends, given the challenged outlook for their established businesses and the growing importance of data, a lack of industry consolidation, threat of regulation and investors moving into more growth-oriented sectors. Nonetheless, companies in this sector are typically high quality and we believe current valuations provide a reasonable margin of safety to invest. We have also added to our holdings of European financials, including companies like Barclays, Lloyds and KBC, as Brexit and uncertainty regarding the outlook for the Eurozone sees these companies becoming relatively more attractive.</p>		
Property & Infrastructure		Asset Allocation Change: No Change
Australian Bonds		Asset Allocation Change: No Change
International Bonds		Asset Allocation Change: Increase
↑	Increased	Morningstar International Bonds Fund (Hedged)
<p>The Morningstar International Bonds Fund (Hedged) is a diversified portfolio of global fixed income securities. Approximately 30% of the fund is invested in Emerging Market debt, i.e. bonds issued by Emerging Market countries. Emerging Market debt stands out as offering one of the most attractive reward for risk profiles among our fixed interest universe. This has been particularly the case where the bonds are issued in the currency of the Emerging Market nation (as opposed to being issued in U.S. dollars) but more recent moves in hard currency (i.e. USD denominated) debt, in response to rising U.S. interest rates and uncertainty regarding the outlook for Argentinian and Turkish bonds, see valuations in this space becoming increasingly attractive. With this, we increase our allocation to the fund. Note: investors in the Morningstar International Bonds Fund do not incur any additional underlying investment management fees when the fund is accessed via an investment in a Morningstar Multi Asset Portfolio. Where that Morningstar fund uses third party managers, Morningstar absorbs the management fee charged by the investment manager.</p>		
Alternatives		Asset Allocation Change: Decrease
↓	Decreased	Morningstar Diversified Alternatives Fund
<p>The Morningstar Diversified Alternatives Fund is a diversified portfolio of global alternative investments. We trimmed our holding as we repositioned some of the underlying strategies within the fund. That said, alternative investments remain a key allocation in the portfolio, given that returns from this asset class have little relationship with the performance of traditional asset classes like equities and bonds.</p>		
Cash		Asset Allocation Change: Increase
↑	Increased	Morningstar Cash Fund
<p>With equity and fixed interest markets increasingly expensive, on our analysis, we continue to hold higher levels of cash in wait for more compelling investment opportunities and to help minimise the risk of permanent impairment of capital by otherwise investing in overvalued asset classes.</p>		



Protect



Diversify



Grow

Morningstar Multi Asset Real Return Fund

The Morningstar Multi Asset Real Return Fund is an unconstrained, multi asset real return managed fund which blends our local and global research insights and our valuation-driven asset allocation (VDAA) approach into one portfolio. It represents the purest implementation of what we consider to be the highest returning and lowest risk investment opportunities available.

Investing without regard for a long-term split between growth and defensive assets, the portfolio targets a CPI + 4% objective over rolling 7-year periods. With this, the portfolio can be 0 – 100% invested in growth assets and 0 – 100% invested in defensive assets. The fund is designed to deliver consistent returns that aren't dependent on the direction of the broad markets. By adapting to all kinds of market environments as it looks to focus on those assets offering the best reward for risk, we aim to limit drawdowns whilst also offering diversification relative to traditional markets.

What types of assets can the Morningstar Multi Asset Real Return Fund invest in?

Investing across three buckets, the fund utilises a large opportunity set with investments potentially including:

- **Grow** - Australian equities, international equities (regions, countries & sectors)
- **Protect** - Australian bonds, global bonds, inflation-linked bonds, corporate bonds and cash
- **Diversify** - Long/short strategies, Emerging Market bonds, macro strategies, insurance-linked securities, bank loans, alternative debt, foreign currency, private equity, equity volatility strategies, Australian and international property and global infrastructure

The fund leverages Morningstar's asset allocation and portfolio construction expertise, building the portfolio using direct equity strategies, Exchange Traded Funds (ETFs) and external managers to deliver a final portfolio that offers investors a superior reward for risk.

Morningstar's Investment Principles



We put investors first. We believe the firms that put investors first win in the long term because their investors win.

Since 1984, Morningstar, Inc. has been helping investors reach their financial goals. Our fiduciary duty to our principals is paramount.



We're independent-minded. To deliver results, we think it's necessary to invest with conviction, even when it means standing apart from the crowd.

Our research shows that making decisions based on fundamental analysis, rather than short-term factors and sentiment, delivers better long-term investment results.



We invest for the long term. Taking a patient, long-term view helps people ride out the market's ups and downs and take advantage of opportunities when they arise.

Investing with a multi decade horizon aligns with investors focus on increasing their purchasing power over their lifetimes.

The long term is the only period where fundamental, valuation driven investing works.




We're valuation-driven investors. Anchoring decisions to an investment's fair value—or what it's really worth—can lead to greater potential for returns.

Valuation-driven investing through a long-term focus on the difference between price and intrinsic value enables investors to get more than they're paying for.



We take a fundamental approach. Powerful research is behind each decision we hold, and we understand what drives each investment we analyse.

Fundamental investing incorporates a focus on the future earnings of an investment and not its prospective price change.



We strive to minimise costs. Controlling costs helps investors build wealth by keeping more of what they earn.

Investment returns are uncertain, but costs are not.

Lower costs allow investors to keep more of their returns.



We build portfolios holistically. To help manage risk and deliver better returns, truly diversified portfolios combine investments with different underlying drivers.

Portfolios should be more than the sum of their parts.

True diversification can have a powerful impact on a portfolio's risk-adjusted returns – but simply holding more investments isn't the same as true diversification.