

Morningstar Balanced Real Return Fund

042019

Monthly Performance Update

All data and information as at Portfolio Date: 30/04/2019

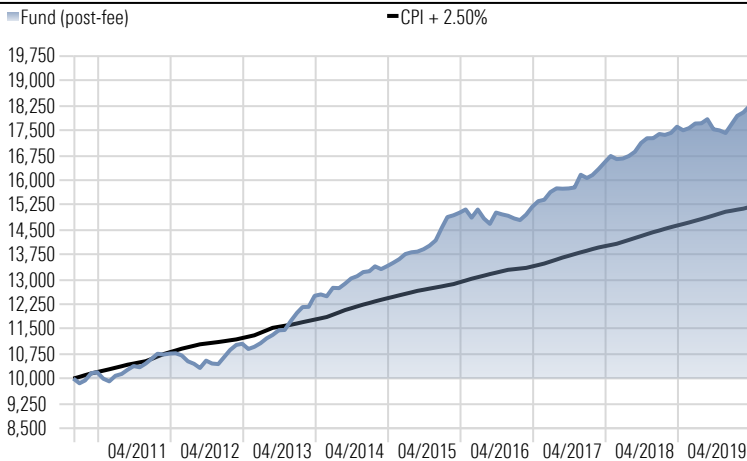
Risk profile: Medium
Inception: 1 January 2010*
Management Costs: Up to 0.79% (effective from 30 September 2018)
Management Fee: 0.51% (effective from 30 September 2018)
Buy/Sell Spread: 0.10%/0.10%
Investment Horizon: 5 Years

Investment Objective

The fund aims to earn a rate of return that exceeds the Consumer Price index by at least 2.5% pa over a rolling 5 year periods.

Investment Strategy

An actively managed multi-asset Fund with a long-term average exposure of around 50% to growth assets such as shares, property and infrastructure and around 50% exposure to defensive assets such as cash and fixed interest. The Fund will be invested dynamically across managed funds, direct securities, exchange traded funds, foreign exchange contracts and/or derivatives. The Fund aims to deliver real returns whilst preserving capital over the targeted investment horizon.

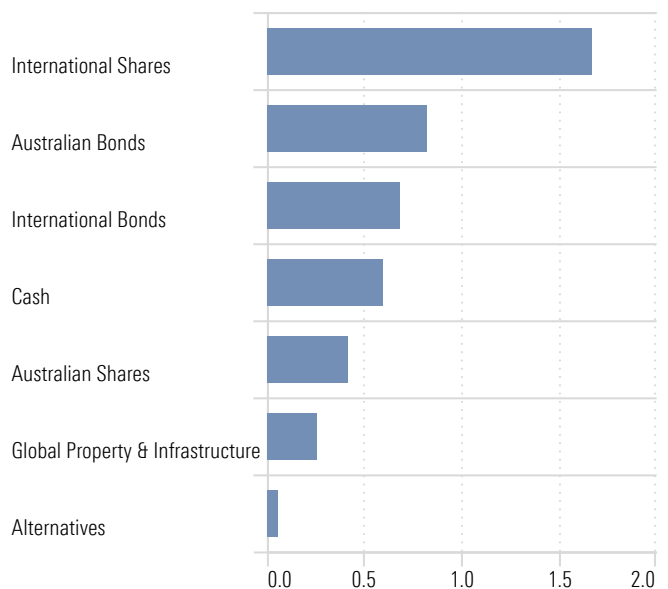


Past performance is not a reliable indicator of future performance.
 Returns over 12 months are annualised.

How the investment portfolio has performed

	9yr (% p.a)	7yr (% p.a)	5yr (% p.a)	3yr (% p.a)	1yr (%)	3mth (%)	1mth (%)	Since inception (% p.a)
Fund (post-fee)	6.67	7.41	6.36	6.28	3.54	3.05	1.05	6.65
CPI + 2.50%	4.52	4.41	4.09	4.28	3.83	0.74	0.32	4.58

Asset Class Contribution Over the Year

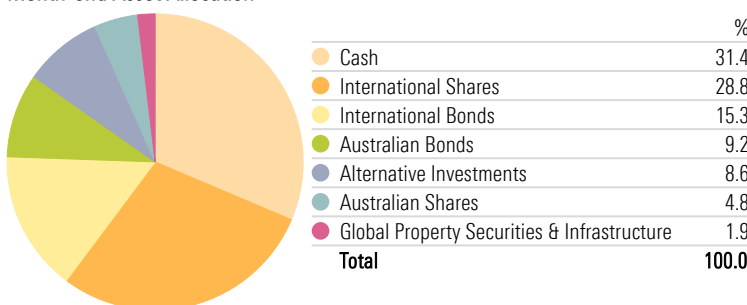


This chart shows how the individual parts of the portfolio contributed to investment performance over the past year. A monthly buy/ hold methodology has been used and therefore the sum of the asset class returns in this chart would not necessarily equal to the total performance of the Fund.

Risk Since Inception

	Std Dev	Max Drawdown	Sharpe Ratio
Fund	3.57	-4.13	1.03

Month-end Asset Allocation

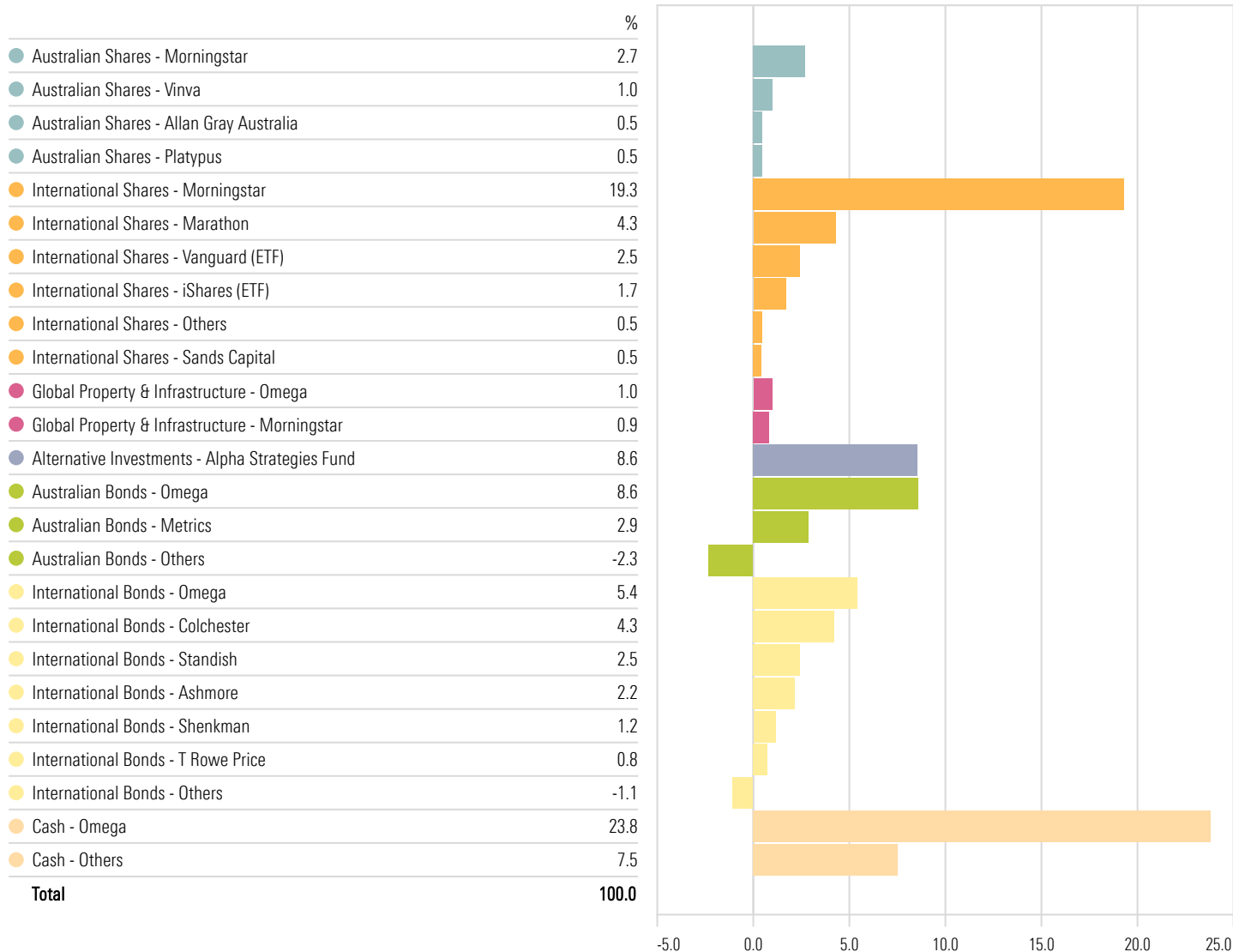


1. The Fund's inception date used is 1 January 2010, the start of the full implementation of the Valuation Driven asset allocation process. 2) Management fees can be negotiated and may be less than the standard management fee. The portfolio may include exchange traded funds which charge management fees and these are an additional cost to individual investors and impact their return. This and any other indirect costs incurred by the portfolio is captured within 'Management Costs' above. 3) Investment performance is before tax and after the standard management fee (inclusive of GST). 4) The CPI was not available for the current period at the time of creation. CPI for the same period of previous year has been used as a proxy for the current period. Please note the actual CPI for the current quarter will differ to the proxy used.



Information about who manages the fund

Fund Holdings



* Others can include futures, liquidity and transition cash, other exchange traded funds and direct stocks.

About Morningstar

Morningstar is a leading provider of asset allocation, portfolio construction and investment research services with over 35 years' experience in the United States, Australia and other international markets. Morningstar advises and manages funds for superannuation funds, institutions, platform distributors, financial advisers and individuals.

Morningstar's disciplined investment approach delivers objective, cost effective and holistic solutions for our clients – helping them reach their financial goals. This long-term, valuation driven approach is underpinned by an emphasis on preserving capital and undertaking comprehensive fundamental analysis of global asset classes and securities.

This document is issued by Morningstar Investment Management Australia Limited (ABN 54 071 808 501, AFS Licence No. 228986) ('Morningstar'). Morningstar is the Responsible Entity and issuer of interests in the Morningstar investment funds referred to in this report. © Copyright of this document is owned by Morningstar and any related bodies corporate that are involved in the document's creation. As such the document, or any part of it, should not be copied, reproduced, scanned or embodied in any other document or distributed to another party without the prior written consent of Morningstar. The information provided is for general use only. In compiling this document, Morningstar has relied on information and data supplied by third parties including information providers (such as Standard and Poor's, MSCI, Barclays, FTSE). Whilst all reasonable care has been taken to ensure the accuracy of information provided, neither Morningstar nor its third parties accept responsibility for any inaccuracy or for investment decisions or any other actions taken by any person on the basis or context of the information included. Past performance is not a reliable indicator of future performance. Morningstar does not guarantee the performance of any investment or the return of capital. Morningstar warns that (a) Morningstar has not considered any individual person's objectives, financial situation or particular needs, and (b) individuals should seek advice and consider whether the advice is appropriate in light of their goals, objectives and current situation. Refer to our Financial Services Guide (FSG) for more information at morningstarinvestments.com.au/fsg. Before making any decision about whether to invest in a financial product, individuals should obtain and consider the disclosure document. For a copy of the relevant disclosure document, please contact our Adviser Distribution Team on 02 9276 4550.