

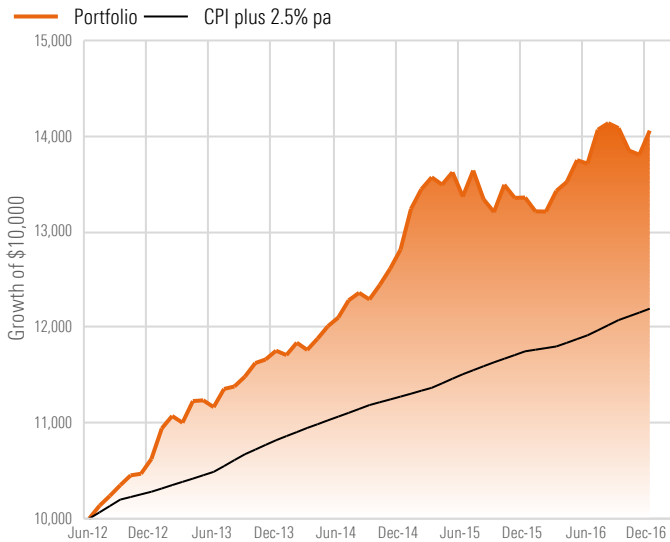
# Balanced Managed Account Portfolio

# Q42016

All data and information as of December 31, 2016

## Quarterly Performance Update

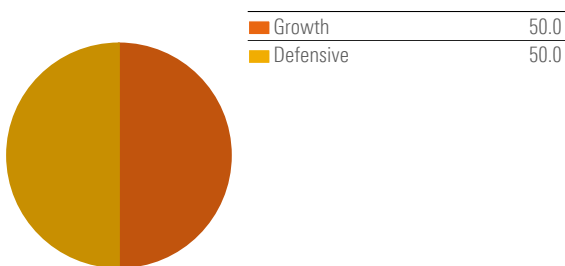
### Compound Returns %



### Total Returns %

	3m	6m	1y	3y	Inception (pa)
Portfolio <sup>1,2</sup>	-0.19	2.51	5.24	6.14	7.86
CPI + 2.5% pa <sup>4</sup>	0.98	2.34	3.80	4.07	4.51
Outperformance	-1.17	0.17	1.44	2.07	3.35

### Long Term Target %



An eventful fourth quarter of 2016 capped a truly remarkable year for financial markets. Donald Trump's surprise election as U.S. President dominated headlines as investors tried to digest what his protectionist views and polarising opinions mean for the U.S. (and global) economy. However, one of the more important events of the last quarter, that had significant implications for portfolio returns and asset class valuations, appeared to have been overlooked by many. This is in relation to an apparent change in tactics by the world's Central Banks, having realised that they have reached, or are reaching, their limits in terms of their ability to provide monetary stimulus. This was highlighted by the Japanese Central Bank adopting a more targeted approach, reduced, albeit prolonged, support from the European Central Bank and the U.S. Federal Reserve raising interest rates, whilst signalling that inflation and interest rates will probably rise faster than current expectations.

Perhaps surprisingly against this backdrop, global equities generally performed well. This was partly due to investors taking the view that, despite the lack of clarity, Trump's policies should on balance be good for growth. This may well be the case, but improved growth is already more than captured in the price of U.S. equities, which repeatedly hit all-time highs during the quarter. Global markets were also well supported by investors responding positively to the more targeted approach to monetary stimulus undertaken by the respective Central Banks. This was particularly the case for the Financials sector, given that higher interest rates should make it easier for banks to make money. Energy stocks were also stronger, especially in Europe, as the oil price pushed toward 2016 highs, following confirmation of an agreement between OPEC members to cut oil production.

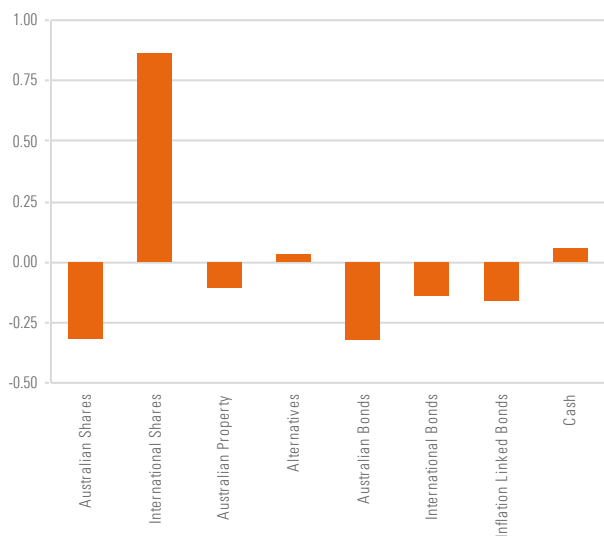
By contrast, the aforementioned changes in interest rate expectations resulted in material losses in interest rate sensitive assets. However, whilst the speed and severity of the falls in bond markets was noteworthy, the outcome itself was hardly surprising, given the extreme valuations on offer in Australian and global bond markets at the start of the quarter. For this reason, the portfolio held much lower allocations to bonds than normal, with our positioning tailored toward specific sectors where we saw the best relative opportunities. Nonetheless, returns for the portfolio were impacted by the broader moves across global bond markets.

### What happened to valuations and how is the portfolio positioned?

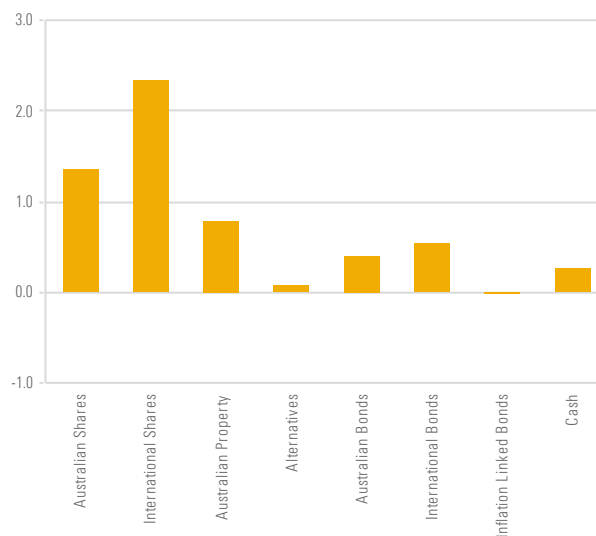
Critically now, valuation pressures continue to mount in many key markets, creating a growing sense of caution that we think is both prudent and warranted. This is leading us to increase our focus on the preservation of capital, whilst still thoughtfully allocating assets towards pockets of opportunity that offer compelling valuation opportunities and give an adequate margin of safety. In this respect, over the course of the last quarter, we have increased the levels of cash held in the portfolio, whilst reducing the allocation to both Australian equities and Australian listed property, given our concerns regarding overvaluation. Valuations in bond markets saw us become more nuanced, adjusting the portfolio in favour of inflation-linked bonds and global credit whilst decreasing our weighting to conventional Australian bonds.

# Portfolio Analytics

**Contribution to Return by Asset Class % over the Quarter**

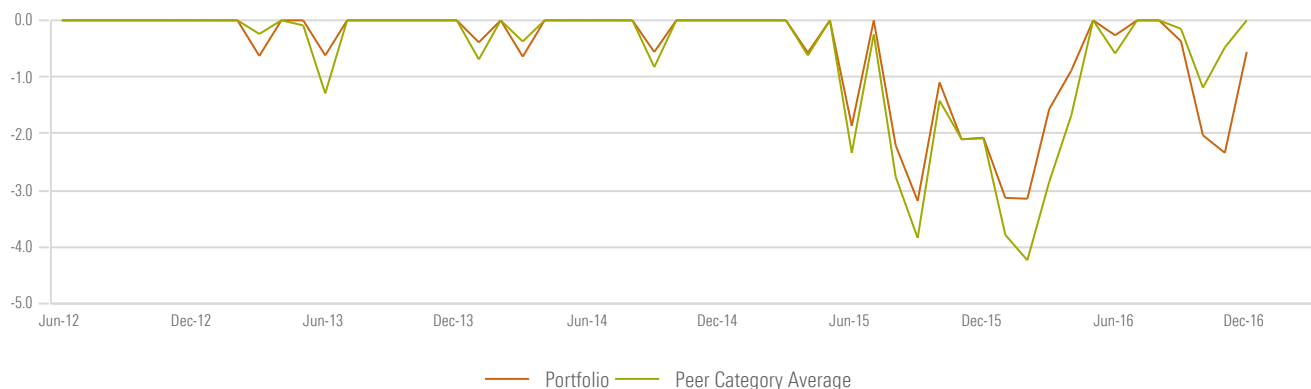


**Contribution to Return by Asset Class %pa over One Year**

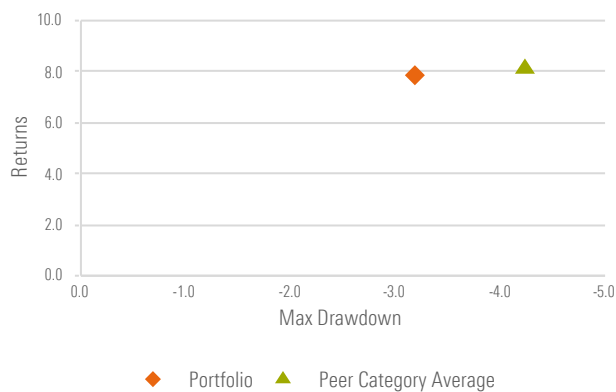


## Risk Overview vs Peer Average<sup>3</sup>

### Drawdown %



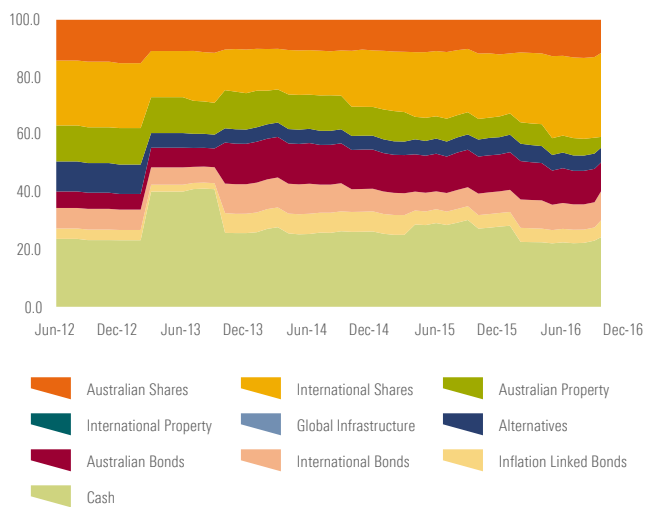
### Returns and Drawdown % Since Inception



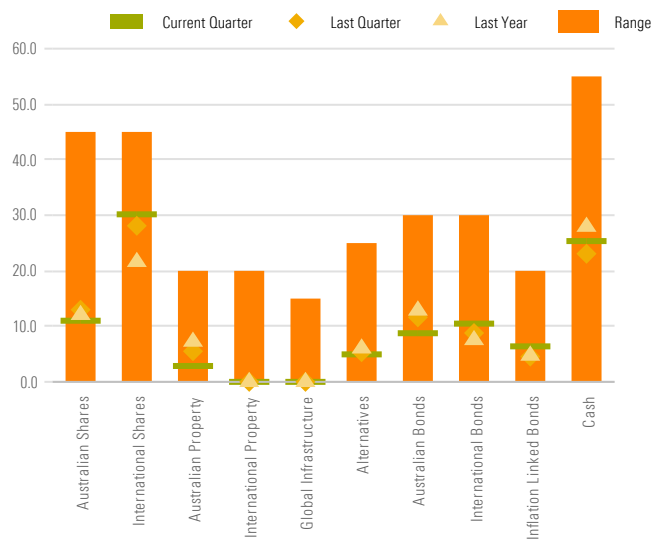
- Investment performance is before tax and after the standard management fee of 0.61% (inclusive of GST). Investment performance is shown from 30/06/2012 and represents modelled performance only and assumes income received is reinvested. An individual investor's performance will differ from the modelled performance depending on factors such as transaction timing, actual management fees, whether income is paid and any divergence from model portfolio weightings.
- Management fees can be negotiated and may be less than the standard management fee. The portfolio may include exchange traded funds which charge management fees and these are an additional cost to individual investors and impact their return.
- Peer Average is the Morningstar Australia Open End Multisector Balanced category, which contains multi-sector funds with 40.0 - 60.0 percent of their investments in growth assets such as shares and property.
- The CPI was not available for the current quarter at the time of creation. CPI for the same quarter of previous year has been used as a proxy for the current quarter. Please note the actual CPI for the current quarter may differ to the proxy used.

# Allocation Overview

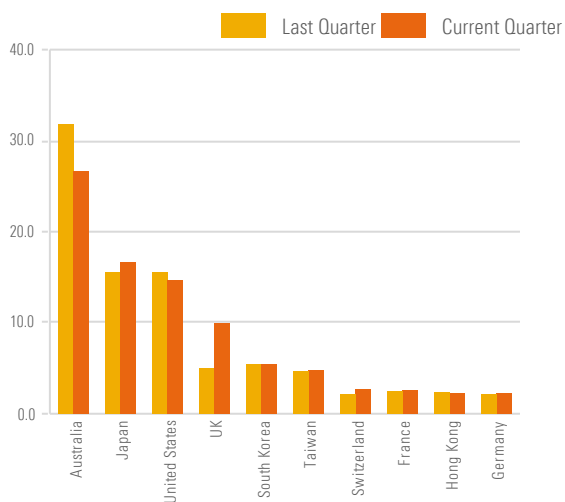
## Asset Allocation %



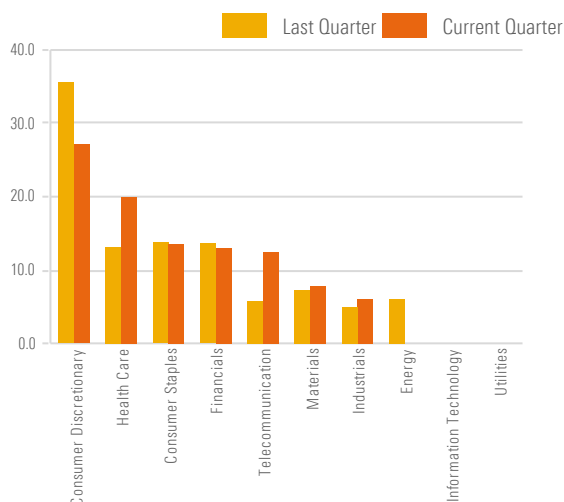
## Asset Allocation vs Range %



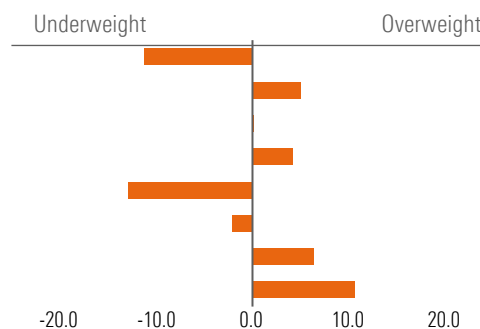
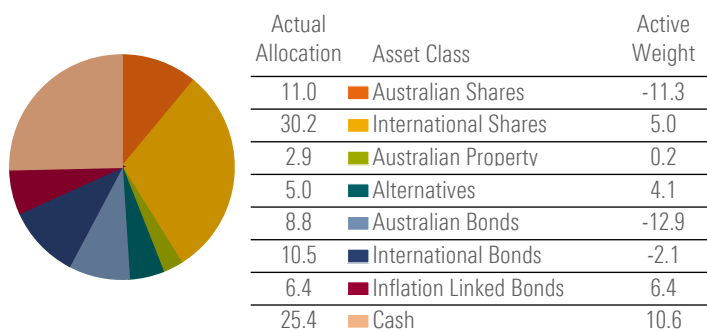
## Equity Sector Regional Allocations %



## Australian Shares Sector Allocations %



## Current Asset Allocation Vs Peer Average % <sup>1</sup>



1. Peer Average is the Morningstar Australia Open End Multisector Balanced category, which contains multi-sector funds with 40.0 - 60.0 percent of their investments in growth assets such as shares and property.

## Portfolio Holdings

Holding	Code	Morningstar® Economic Moat Rating™ <sup>1</sup>	Morningstar/ Chant West/ Lonsec Rating <sup>1</sup>	Current Portfolio Weight (%)	Price (\$)	Trailing Yield/ Distribution Return (%) <sup>2</sup>	Market Capitalisation (\$ million)
<b>Australian Shares</b>				<b>11.01</b>			
Consumer Discretionary							
Super Retail Group Limited	SUL	None	Reduce	0.81	10.35	5.73	2,041
Sky City Entertainment Group Ltd	SKC	Narrow	Hold	0.81	3.81	4.56	2,503
Fairfax Media Ltd.	FXJ	None	Reduce	0.78	0.89	5.65	2,047
Sky Network Television Ltd.	SKT	Narrow	Hold	0.59	4.43	6.39	1,724
Consumer Staples							
Coca-Cola Amatil Ltd.	CCL	Narrow	Hold	0.81	10.12	5.81	7,728
Woolworths Ltd.	WOW	Narrow	Hold	0.68	24.10	4.56	31,045
Financials							
Perpetual Ltd.	PPT	Narrow	Hold	0.74	48.76	7.47	2,199
ASX Ltd.	ASX	Wide	Reduce	0.69	49.74	5.69	9,629
Health Care							
Ansell Ltd.	ANN	Narrow	Hold	0.82	24.71	2.38	3,645
Sonic Healthcare Ltd.	SHL	Narrow	Accumulate	0.74	21.40	3.90	8,909
Virtus Health Ltd	VRT	None	Accumulate	0.64	6.24	6.64	502
Industrials							
Air New Zealand Ltd.	AIZ	None	Accumulate	0.67	2.10	11.86	2,358
Materials							
Pact Group Holdings Ltd	PGH	None	Reduce	0.86	6.75	3.98	2,020
Telecommunication							
Spark New Zealand	SPK	Narrow	Hold	0.75	3.29	6.57	6,020
Telstra Corp. Ltd.	TLS	Narrow	Accumulate	0.62	5.10	8.68	62,351
<b>International Shares</b>				<b>30.16</b>			
Morningstar International Shares (Hedged) Fund	INT0016AU	-	4 Apples	8.95	0.42	3.27	-
iShares MSCI Japan ETF	IJP	-	Bronze	5.47	67.70	1.90	27,347
iShares Europe ETF	IEU	-	Neutral	5.24	53.60	2.96	3,130
iShares MSCI Emerging Markets ETF	IEM	-	Neutral	4.57	48.35	1.83	36,124
Betashares GBP ETF	POU	-	-	2.09	16.80	0.20	5
iShares MSCI South Korea Capped ETF	IKO	-	-	1.43	74.49	1.09	4,020
iShares MSCI Taiwan ETF	ITW	-	-	1.32	41.07	2.36	3,782
Morningstar International Shares (Unhedged) Fund	INT0017AU	-	4 Apples	1.09	0.84	1.64	-
<b>Australian Property</b>				<b>2.86</b>			
GPT Group	GPT	Narrow	Hold	0.94	5.03	4.65	9,044
Dexus Property Group	DXS	Narrow	Hold	0.67	9.62	4.50	9,312
Scentre Group	SCG	Narrow	Hold	0.64	4.64	4.55	24,646
Westfield Corp	WFD	Narrow	Accumulate	0.61	9.38	3.60	19,492
<b>Alternatives</b>				<b>4.97</b>			
Morningstar Diversified Alternatives Fund	INT0097AU	-	Investment Grade	4.97	0.71	3.49	-
<b>Australian Bonds</b>				<b>8.77</b>			
iShares Composite Bond ETF	IAF	-	Silver	8.77	105.43	3.05	201

1. Any Morningstar Ratings or Economic Moat Ratings contained in this report are based on the full research report available from Morningstar or your adviser.

2. Calculated as either the last 12 month distribution return or last 12 months of dividends divided by current share price.

## Portfolio Holdings

Holding	Code	Morningstar® Economic Moat Rating™ <sup>1</sup>	Morningstar/ Chant West/ Lonsec Rating <sup>1</sup>	Current Portfolio Weight (%)	Price (\$)	Trailing Yield/ Distribution Return (%) <sup>2</sup>	Market Capitalisation (\$ million)
<b>International Bonds</b>				<b>10.49</b>			
Morningstar International Bonds (Hedged) Fund	INT0082AU	-	Investment Grade	8.55	1.03	5.00	-
Vanguard International Credit Securities Index Fd (Hedged) ETF		-	Neutral	1.94	51.11	3.11	1,410
<b>Inflation Linked Bonds</b>				<b>6.39</b>			
iShares Government Inflation ETF	ILB	-	-	6.39	113.43	1.39	32
<b>Cash</b>				<b>25.35</b>			
Cash & Cash Equivalents		-	-	13.50	1.00	0.95	-
BetaShares Australian High Interest Cash ETF	AAA	-	Neutral	11.86	50.15	2.30	781

1. Any Morningstar Ratings or Economic Moat Ratings contained in this report are based on the full research report available from Morningstar or your adviser.

2. Calculated as either the last 12 month distribution return or last 12 months of dividends divided by current share price.

## Transactions over the quarter

Action	Security/ APIR Code	Security Name	Rationale
<b>Australian Equities</b>			<b>Asset Allocation Decision: Decrease</b>
-	Removed	IVC-AU InvoCare Limited	Invocare Limited owns and operates funeral homes, cemeteries, crematoria and memorial gardens in Australia, New Zealand, Singapore and China. The company enjoys a dominant market position in Australia, with a strong brand and reputation. Nonetheless, it has been a solid performer (being up more than 33% in the 12 months to September 30, 2016) and so we exit the holding in favour of a higher quality business, with greater income, that presents better value, in Spark New Zealand Limited.
-	Removed	TME-AU Trade Me Group Limited	Trade Me Group Limited is an online marketplace and classified advertising platform in New Zealand, with auctions and fixed price sales for new and used goods, as well as automotive, real estate and employment businesses. TME has been an exceptional performer being up almost 65% for the 12 months to 30 September, 2016. Whilst it remains a high quality business, it has become increasingly expensive and so we switch into an equally high quality company that presents better value, in Super Retail Group Limited.
-	Removed	WPL-AU Woodside Petroleum Limited	Woodside Petroleum Limited is Australia's premier oil and gas player, being involved in the exploration, evaluation, development, production and marketing of liquid natural gas, natural gas, condensate, crude oil, and liquefied petroleum gas. Woodside has performed well with the recent strength in the oil price. Whilst it remains a high quality company, we remove the holding, at this time, in favour of a higher quality company that is more attractively priced, in Virtus Health Limited.
+	Added	SPK-AU Spark New Zealand Limited	Spark New Zealand Limited is a leading NZ-based telecommunications provider with interests in home, mobile and business communication, as well as, digital (cloud-based) and network services. Following a period of business turnaround, Spark NZ presents with compelling valuations, whilst offering investors a relatively defensive earnings profile and exceptional yield.
+	Added	SUL-AU Super Retail Group Limited	Super Retail Group Limited is an Australian based specialty retailer. The company has a portfolio of strong brands across its three main divisions- Auto (Supercheap Auto & Auto Trade Direct), Leisure (Boating Camping & Fishing (BCF) & Ray's Outdoors) and Sports (Rebel Sport, Amart Sports & Workout World). Super Retail is a high quality business and represents significantly better value than the stock it replaces (Trade Me Group), whilst offering a superior fully franked yield.
+	Added	VRT-AU Virtus Health Limited	Virtus Health Limited is a healthcare services company which provides a variety of Assisted Reproductive Services, Specialised Diagnostics and Day Hospitals across the eastern states of Australia. Notwithstanding increasing competitive pressure, Virtus Health is a quality business that enjoys a dominant market position (they are a leading provider of in vitro fertilisation services (or IVF), with 36% of the national market). Further, it is attractively priced at this level, with a supportive fully franked yield.
<b>International Equities</b>			<b>Asset Allocation Decision: Increase</b>
+	Added	POU-AU BetaShares British Pound ETF	The Betashares British Pound ETF provides exposure to changes in the price of the British Pound relative to the Australian Dollar. For example, a 10% rise in the value of the British Pound versus the Australian dollar (i.e. the Australian dollar falls 10% versus the British Pound) will result in the value of the ETF rising by 10% (before costs and all things being equal). The British pound has fallen more than 18% versus the U.S. dollar since the 23 June Brexit referendum due to uncertainty arising from the increasing risk of a 'hard Brexit' and in particular, what this may mean for inflation and the British current account deficit. Notwithstanding that there may be some risk to fundamentals, valuations are at levels not seen in more than 30 years and sentiment toward the asset class is extremely negative, making this a compelling investment opportunity, in our view. The ICR (management cost) on this ETF is 0.45% p.a.

Action	Security/ APIR Code	Security Name	Rationale
<b>Australian Property</b>			<b>Asset Allocation Decision: Decrease</b>
–	Removed	GMG-AU Goodman Group	Following an extended period of strength, with our portfolio of listed property securities delivering returns of near 20%, for the 12 months to 30 September 2016, listed property is now looking significantly less attractive as an asset class, both in absolute terms and relative to other asset classes that we can invest in. Accordingly, we make reductions to the weighting of each of our listed property holdings and exit Goodman Group and Vicinity Centres. We prefer GPT Group and Dexus Property Group, at these levels, and retain exposure to the retail shopping theme via Scentre Group and Westfield Group, which we believe have superior valuation and quality characteristics to Vicinity Centres.
–	Removed	VCX-AU Vicinity Centres	
<b>Alternatives</b>			<b>Asset Allocation Decision: Decrease</b>
↓	Decreased	INT0097AU Morningstar Diversified Alternatives Fund	The Morningstar Diversified Alternatives Fund is a diversified portfolio of global alternative investments that importantly offers daily liquidity. Whilst Alternative investments remain a key part of our diversified portfolio given that returns from this asset class have little relationship with the performance of traditional asset classes like equities and bonds, we trim this holding slightly to bring the portfolio into line with where we see current opportunities. Note: investors in the Fund via our managed accounts do not incur any additional underlying investment management fees.
<b>Australian Bonds</b>			<b>Asset Allocation Decision: Decrease</b>
↓	Decreased	IAF-AU iShares Core Composite Bond ETF	The iShares Core Composite Bond ETF seeks to track the results of an index composed of investment grade fixed income bonds issued in the Australian debt market, less fees and expenses. Domestic interest rate expectations have fallen following the poor March & June quarter inflation readings and the subsequent cuts to the RBA cash rate in May & August. With this, bond prices have rallied and valuations are now becoming quite expensive. This is despite the prospect of interest rates remaining low for some time yet. As such, we have further reduced our allocation to the asset class, switching into Inflation-linked bonds which continue to offer us a much more attractive reward for risk.
<b>International Bonds</b>			<b>Asset Allocation Decision: Decrease</b>
+	Added	VCF-AU Vanguard International Credit Securities (Hedged) ETF	The Vanguard International Credit Securities (Hedged) ETF seeks to track the return of the Bloomberg Barclays Global Aggregate Government-related and Corporate Index, hedged into Australian dollars (before fees and expenses). Including issuance from such names as J.P. Morgan Chase, Bank of America, Apple and Microsoft, almost 97% of the portfolio is rated 'Investment Grade' or higher, as at 31 August 2016. Whilst developed world government bonds have become increasingly expensive, largely as a result of Central Bank policy action in buying up these securities, valuations in the corporate bond space are much more attractively priced. Accordingly, we take this opportunity to add this recently listed ETF to our portfolio. The ICR (management cost) on this ETF is 0.30% p.a.
<b>Inflation-linked Bonds</b>			<b>Asset Allocation Decision: Increase</b>
↑	Increased	ILB-AU iShares Government Inflation ETF	The iShares Government Inflation ETF seeks to track the results of an index composed of inflation-linked fixed income bonds issued by the Australian Treasury or Australian state and territory governments (before fees and expenses). With Inflation-linked bonds, the value of the principal rises (or falls) with changes in inflation expectations. We have increased our allocation to inflation-linked bonds following Australia's unexpectedly low March & June inflation readings (and subsequent cuts to the RBA cash rate in May & August) which has provided a compelling longer term opportunity to add cheap inflation protection. This is particularly timely given our concerns about the risk of rising inflation as a result of the recent strength in the oil price. The ICR (management cost) on this ETF is 0.26% p.a.

Action		Security/ APIR Code	Security Name	Rationale
<b>Cash</b>				<b>Asset Allocation Decision: Increase</b>
↑	Increased	AAA-AU	BetaShares Australian High Interest Cash ETF	Incrementally increasing 'cash' as we seek to reduce risk in the portfolio, given broadly more expensive valuations in key asset classes. The ICR (management cost) on this ETF is 0.18% p.a.
↑	Increased	CASH_AUD	Platform Cash	Incrementally increasing 'cash' as we seek to reduce risk in the portfolio, given broadly more expensive valuations in key asset classes.



## Morningstar's Investment Principles



**We put investors first.** We believe the firms that put investors first win in the long term because their investors win.

Since 1984, Morningstar, Inc. has been helping investors reach their financial goals. Our fiduciary duty to our principals is paramount.

---



**We're independent-minded.** To deliver results, we think it's necessary to invest with conviction, even when it means standing apart from the crowd.

Our research shows that making decisions based on fundamental analysis, rather than short-term factors and sentiment, delivers better long-term investment results.

---



**We invest for the long term.** Taking a patient, long-term view helps people ride out the market's ups and downs and take advantage of opportunities when they arise.

Investing with a multi decade horizon aligns with investors focus on increasing their purchasing power over their lifetimes.

The long term is the only period where fundamental, valuation driven investing works.

---



**We're valuation-driven investors.** Anchoring decisions to an investment's fair value—or what it's really worth—can lead to greater potential for returns.

Valuation-driven investing through a long-term focus on the difference between price and intrinsic value enables investors to get more than they're paying for.

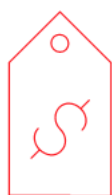
---



**We take a fundamental approach.** Powerful research is behind each decision we hold, and we understand what drives each investment we analyse.

Fundamental investing incorporates a focus on the future earnings of an investment and not its prospective price change.

---



**We strive to minimise costs.** Controlling costs helps investors build wealth by keeping more of what they earn.

Investment returns are uncertain, but costs are not.

Lower costs allow investors to keep more of their returns.

---



**We build portfolios holistically.** To help manage risk and deliver better returns, truly diversified portfolios combine investments with different underlying drivers.

Portfolios should be more than the sum of their parts.

True diversification can have a powerful impact on a portfolio's risk-adjusted returns – but simply holding more investments isn't the same as true diversification.