

High Growth Plus Managed Account Portfolio

Portfolio Date: 30/06/2016

Risk Profile: High

Inception: 20 December 2013

Management Fee: 0.77%

Investment Horizon: 10 Years

Investment Objective

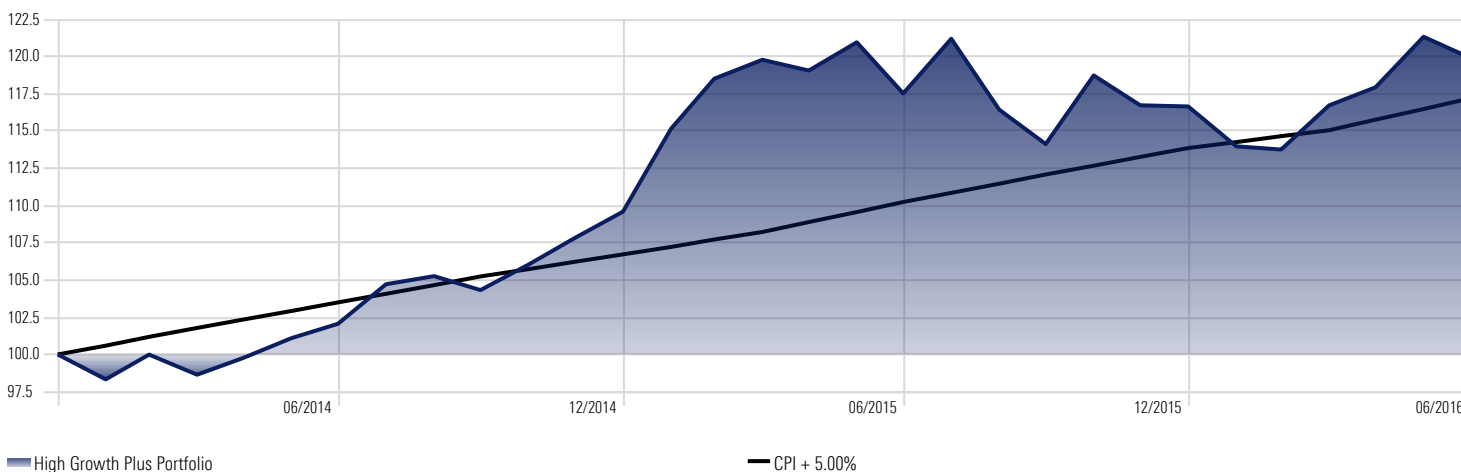
To achieve capital growth by investing in a diversified portfolio of predominantly growth asset classes. The portfolio aims to deliver a rate of return that exceeds inflation by at least 5% per annum over 10 year periods.

Investment Strategy

An actively managed diversified portfolio of securities across both growth asset classes (such as Australian equities, property and global securities) and defensive asset classes (such as cash and fixed interest securities). In general, the portfolio will have a long term average exposure of around 95% to growth assets and around 5% to defensive assets, however the allocations will be actively managed within the allowable ranges depending on market conditions. The portfolio is designed for investors whose main objective is to accumulate assets by targeting capital growth over the long term.

Investment Growth

Time Period: 01/01/2014 to 30/06/2016



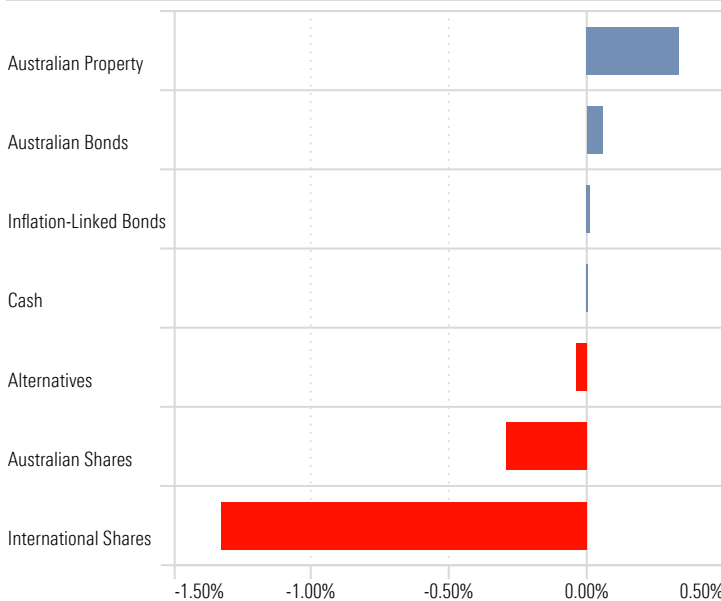
Trailing Returns

	1 Mth	3 Mth	6 Mth	1 Year	Incp (% p.a)
High Growth Plus Portfolio	-1.16	2.74	2.80	2.04	7.54
CPI + 5.00%	0.62	1.86	2.93	6.31	6.55

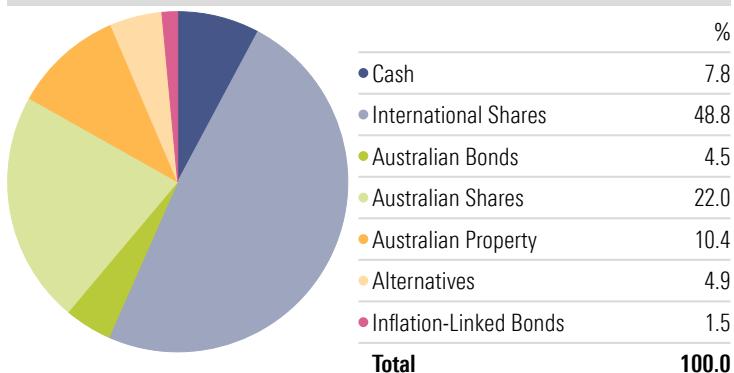
Risk Since Inception

	Std Dev	Max Drawdown	Sharpe Ratio
High Growth Plus Portfolio	7.42	-6.13	0.68

Asset Class Contribution Over the Month



Asset Allocation



Notes

- 1) Management fees can be negotiated and may be less than the standard management fee. The portfolio may include exchange traded funds which charge management fees and these are an additional cost to individual investors and impact their return.
- 2) Investment performance is before tax and after the standard management fee of 0.77% (inclusive of GST). Investment performance represents modelled performance only and assumes income received is reinvested. An individual investor's performance will differ from the modelled performance depending on factors such as transaction timing, actual management fees, whether income is paid and any divergence from model portfolio weightings.
- 3) The CPI was not available for the current period at the time of creation. CPI for the same period of previous year has been used as a proxy for the current period. Please note the actual CPI for the current quarter will differ to the proxy used.

Portfolio Holdings

	Asset Class Name	Portfolio Weighting %
Morningstar Intl Shares Fund Hedged	International Shares	16.16
iShares MSCI Japan (AU)	International Shares	9.17
iShares Europe (AU)	International Shares	8.89
iShares MSCI Emerging Markets (AU)	International Shares	7.98
Morningstar Diversified Alternatives Fund	Alternatives	4.94
iShares Core Composite Bond (AU)	Australian Bonds	4.51
Cash Account	Cash	4.42
BetaShares High Int Cash	Cash	3.39
GPT Group	Australian Property	2.48
iShares MSCI South Korea Capped (AU)	International Shares	2.48
iShares MSCI Taiwan (AU)	International Shares	2.23
Morningstar Intl Shares Fund Unhedged	International Shares	1.91
Westfield Corp	Australian Property	1.68
Scentre Group	Australian Property	1.67
Dexus Property Group	Australian Property	1.58
Goodman Group	Australian Property	1.53
iShares Government Inflation	Inflation-Linked Bonds	1.48
Vicinity Centres	Australian Property	1.48
Navitas Ltd	Australian Shares	1.39
SkyCity Entertainment Group Ltd	Australian Shares	1.37
Trade Me Group Ltd	Australian Shares	1.25
InvoCare Ltd	Australian Shares	1.23
ASX Ltd	Australian Shares	1.23
Pact Group Holdings Ltd	Australian Shares	1.23
Fairfax Media Ltd	Australian Shares	1.18
Crown Resorts Ltd	Australian Shares	1.13
Sonic Healthcare Ltd	Australian Shares	1.12
ResMed Inc DR	Australian Shares	1.12
Telstra Corp Ltd	Australian Shares	1.07
Coca-Cola Amatil Ltd	Australian Shares	1.06
Woodside Petroleum Ltd	Australian Shares	0.98
Perpetual Ltd	Australian Shares	0.98
Woolworths Ltd	Australian Shares	0.98
Air New Zealand Ltd	Australian Shares	0.96
GWA Group Ltd	Australian Shares	0.96
Platinum Asset Management Ltd	Australian Shares	0.95
Ansell Ltd	Australian Shares	0.93
Sky Network Television Ltd	Australian Shares	0.91

About Morningstar

Morningstar is a leading provider of asset allocation, portfolio construction and investment research services with over 35 years' experience in the United States, Australia and other international markets. Morningstar advises and manages funds for superannuation funds, institutions, platform distributors, financial advisers and individuals.

Morningstar's disciplined investment approach delivers independent, cost effective and holistic solutions for our clients – helping them reach their financial goals. This long-term, valuation driven approach is underpinned by an emphasis on preserving capital and undertaking comprehensive fundamental analysis of global asset classes and securities.

This document is issued by Morningstar Investment Management Australia Limited (ABN 54 071 808 501, AFS Licence No. 228986) ('Morningstar'). © Copyright of this document is owned by Morningstar and any related bodies corporate that are involved in the document's creation. As such the document, or any part of it, should not be copied, reproduced, scanned or embodied in any other document or distributed to another party without the prior written consent of Morningstar. The information provided is for general use only. In compiling this document, Morningstar has relied on information and data supplied by third parties including information providers (such as Standard and Poor's, MSCI, Barclays, FTSE). Whilst all reasonable care has been taken to ensure the accuracy of information provided, neither Morningstar nor its third parties accept responsibility for any inaccuracy or for investment decisions or any other actions taken by any person on the basis or context of the information included. Past performance is not a reliable indicator of future performance. Morningstar does not guarantee the performance of any investment or the return of capital. Morningstar warns that (a) Morningstar has not considered any individual person's objectives, financial situation or particular needs, and (b) individuals should seek advice and consider whether the advice is appropriate in light of their goals, objectives and current situation. Before making any decision about whether to invest in a financial product, individuals should obtain and consider the disclosure document. For a copy of the relevant disclosure document, please contact our Adviser Distribution Team on 02 9276 4550.

Source: Morningstar Direct